



SIMMONS & SON



Langtons Meadow, Slough, SL2 3NQ

Offers In Excess Of £300,000 Leasehold

SPACIOUS TWO BEDROOM DUPLEX APARTMENT - FARNHAM COMMON

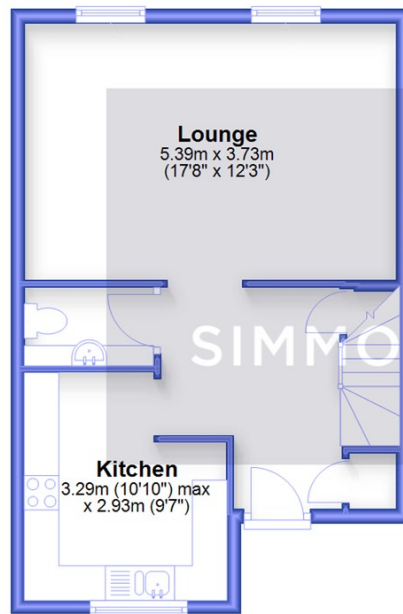
This well presented two bedroom split level apartment is ideally located in the centre of the sought after village of Farnham Common. The property benefits from a spacious living area, fully fitted kitchen, cloakroom, larger than average bedroom, double bedroom with walk in wardrobe, gated parking area with garage, communal garden and family bathroom. The village provides convenient amenities and a good selection of restaurants of various cuisines. It is approximately 200m walking distance from Burnham Beeches, an ancient 500 acre woodland. Gerrards Cross and Beaconsfield are within easy reach, both offering a mainline railway station giving access to London Marylebone on the Chiltern Line. This home is situated between the M40 and M4 motorways, giving easy access to the national motorway network, London Heathrow and the South West.



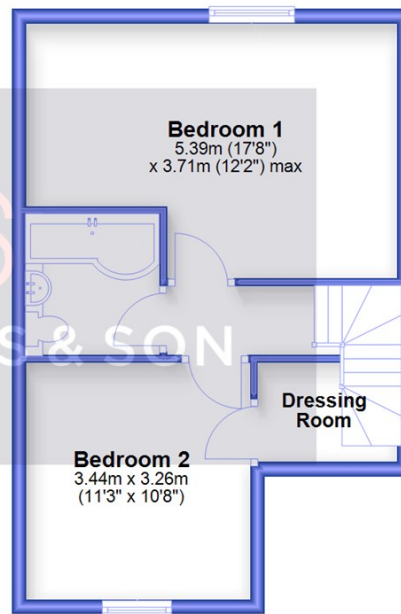
Langtons Meadow, Slough, Buckinghamshire, SL2 3NQ



Split Level First Floor

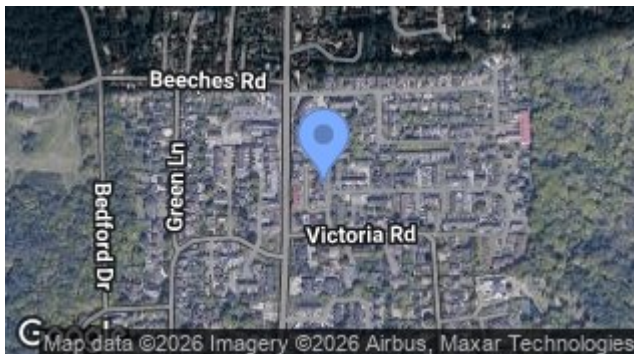


Split Level Second Floor



Whilst every attempt has been made to ensure the accuracy of the floor plan contained here, measurements of doors, windows and rooms are approximate and no responsibility is taken for any error, omission or misstatement. These plans are for representation purposes only and should be used as such by any prospective purchaser. Specifically no guarantee is given on the total square footage of the property if quoted on this plan. Any figure given is for initial guidance only and should not be relied on as a basis of a valuation or for any legal purpose.
Plan produced using PlanUp.

- Spacious Split Level Two Bedroom Family Home
- Secure Gated Parking with Garage & Communal Garden
- Ample Storage & Loft Access
- New Boiler with 10 Year Guarantee
- Close to Local Schools & Amenities of Farnham Common
- Downstairs Cloakroom & Family Bathroom Upstairs
- Lease : 119 Years Remaining
- Service Charge £95.40 Per Month & Ground Rent £0
- Council Tax Band : C
- EPC : C



Energy Efficiency Rating		Current	Potential
Very energy efficient - lower running costs			
(92 plus) A			
(81-91) B			
(69-80) C		75	77
(55-68) D			
(39-54) E			
(21-38) F			
(1-20) G			
Not energy efficient - higher running costs			
England & Wales		EU Directive 2002/91/EC	

Environmental Impact (CO ₂) Rating		Current	Potential
Very environmentally friendly - lower CO ₂ emissions			
(92 plus) A			
(81-91) B			
(69-80) C		75	77
(55-68) D			
(39-54) E			
(21-38) F			
(1-20) G			
Not environmentally friendly - higher CO ₂ emissions			
England & Wales		EU Directive 2002/91/EC	

These particulars are intended as a general guide only and do not constitute any part of an offer or contract. All descriptions, dimensions, references to condition and necessary permissions for use and occupation, and other details are given without responsibility. Intending purchasers or tenants should satisfy themselves as to the accuracy of all statements and representations before entering into any agreement. We have not carried out a survey or checked the services, appliances or fixtures and fittings. Room dimensions should not be relied upon for carpets or furnishings. No employee or partner of B Simmons & Son has authority to make or give any representation or warranty in relation to the property. All negotiations for this purchase must be made through B Simmons & Son.